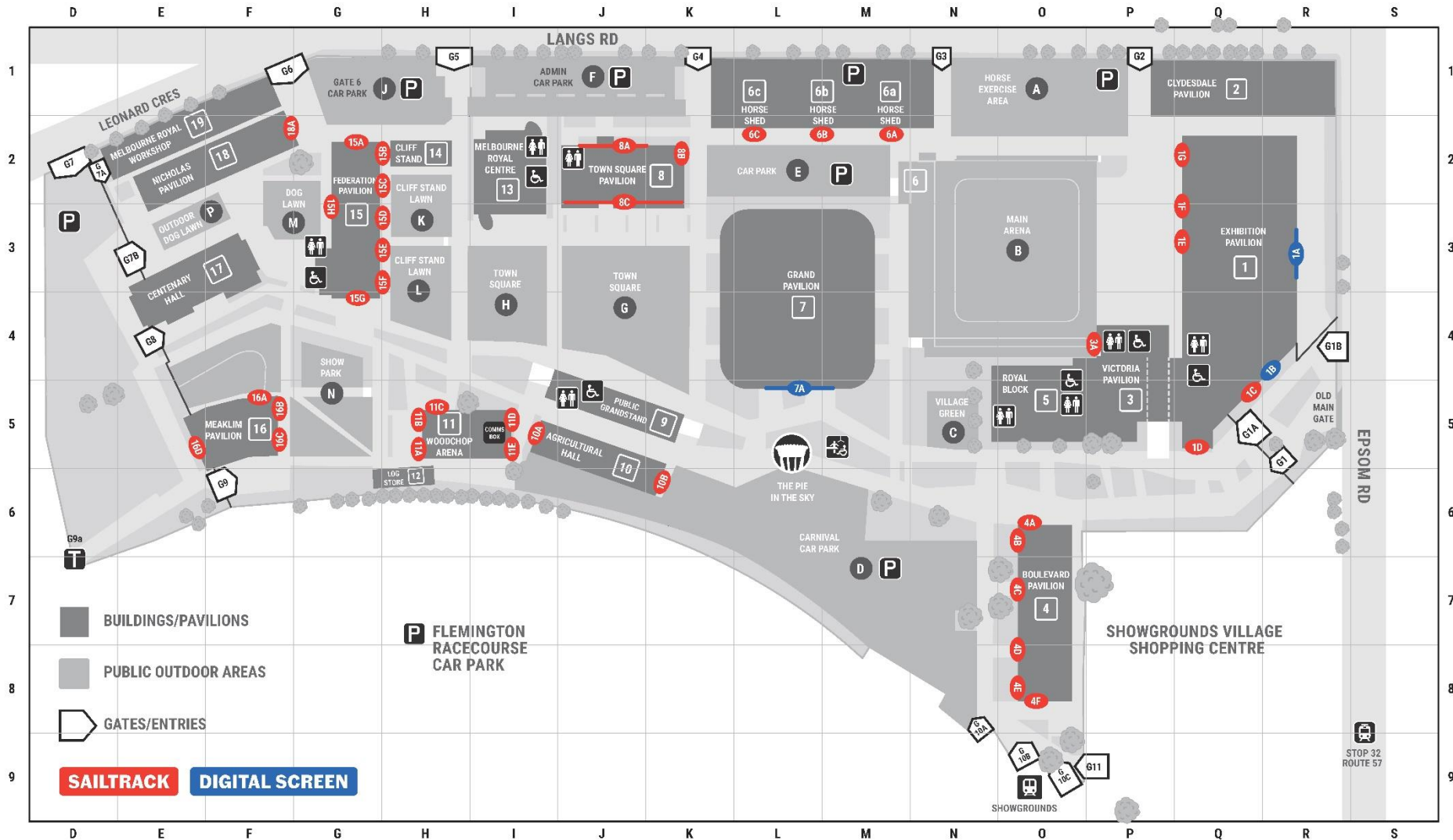


Melbourne Showgrounds Signage



Sailtrack Dimensions – All Venues

Sailtrack	Substrate	Width	Height	Finishing	Professionally installed	Equipment required
Building 1 – Exhibition Pavilion						
1C	Vinyl Banner	4530	8560	7.5mm kedar, all sides	Yes	Boom Lift
1D	Vinyl Banner	8290	6680	7.5mm kedar, all sides	Yes	Boom Lift
1E	Vinyl Banner	7710	1820	7.5mm kedar, all sides	Yes	Scissor
1F	Vinyl Banner	7710	1820	7.5mm kedar, all sides	Yes	Scissor
1G	Vinyl Banner	10360	1820	7.5mm kedar, all sides	Yes	Scissor
Building 3 – Victoria Pavilion						
3A	Vinyl Banner	1640	1000	7.5mm kedar, all sides	Yes	Ladder
Building 4 – Boulevard Pavilion						
4A	Vinyl Banner	4510	2800	7.5mm kedar, all sides	Yes	Scissor
4B	Vinyl Banner	4510	2800	7.5mm kedar, all sides	Yes	Boom Lift
4C	Vinyl Banner	4550	1120	7.5mm kedar, all sides	Yes	Boom Lift
4D	Vinyl Banner	4550	1120	7.5mm kedar, all sides	Yes	Boom Lift
4E	Vinyl Banner	4510	2800	7.5mm kedar, all sides	Yes	Boom Lift
4F	Vinyl Banner	4510	2800	7.5mm kedar, all sides	Yes	Boom Lift

When installing sail track banners around the Melbourne Showgrounds site please ensure that your contractor is trained and has previous experience with the installation of large banners, working from heights and using relevant plant equipment for the install and dismantle. The Melbourne Showgrounds have a preferred installer for this specific work if required. The Melbourne Showground is unable to provide spare sail track or screws for any installs, please ensure your experienced installer has spares available as needed.

Sailtrack Dimensions – All Venues

Sailtrack	Substrate	Width	Height	Finishing	Professionally installed	Equipment required
BUILDING 6 – HORSE SHED						
6A	Vinyl Banner	5020	2765	7.5mm kedar, all sides	Yes	Scissor
6B	Vinyl Banner	5010	2780	7.5mm kedar, all sides	Yes	Scissor
6C	Vinyl Banner	4975	2775	7.5mm kedar, all sides	Yes	Scissor
Building 8 – Town Square Pavilion						
8A	Vinyl Banner	35000	860	7.5mm kedar, all sides	Yes	Boom Lift
8B	Vinyl Banner	Measurements on request		7.5mm kedar, all sides	Yes	Boom Lift
8C	Vinyl Banner	70000	860	7.5mm kedar, all sides	Yes	Boom Lift
Building 10 – Agricultural Hall						
10A	Vinyl Banner	4070	1425	7.5mm kedar, all sides	Yes	Boom Lift
10B	Vinyl Banner	4605	2505	7.5mm kedar, all sides	Yes	Boom Lift
Building 11 – Woodchop Arena						
11A	Vinyl Banner	4950	2780	7.5mm kedar, all sides	Yes	Boom Lift
11B	Vinyl Banner	5155	975	7.5mm kedar, all sides	Yes	Boom Lift
11C	Vinyl Banner	5040	975	7.5mm kedar, all sides	Yes	Scissor
11D	Vinyl Banner	5150	990	7.5mm kedar, all sides	Yes	Boom Lift
11E	Vinyl Banner	Measurements on request		7.5mm kedar, all sides	Yes	Boom Lift

When installing sail track banners around the Melbourne Showgrounds site please ensure that your contractor is trained and has previous experience with the installation of large banners, working from heights and using relevant plant equipment for the install and dismantle. The Melbourne Showgrounds have a preferred installer for this specific work if required. The Melbourne Showground is unable to provide spare sail track or screws for any installs, please ensure your experienced installer has spares available as needed.

Sailtrack Dimensions – All Venues

Sailtrack	Substrate	Width	Height	Finishing	Professionally Installed	Equipment Required
BUILDING 15 – FEDERATION PAVILION						
15A	Vinyl Banner	4720	2104	7.5mm kedar, all sides	Yes	Scissor
15B	Vinyl Banner	4265	1670	7.5mm kedar, all sides	Yes	Ladder
15C	Vinyl Banner	4260	1670	7.5mm kedar, all sides	Yes	Ladder
15D	Vinyl Banner	4265	1665	7.5mm kedar, all sides	Yes	Ladder
15E	Vinyl Banner	4265	1665	7.5mm kedar, all sides	Yes	Ladder
15F	Vinyl Banner	4270	1670	7.5mm kedar, all sides	Yes	Ladder
15G	Vinyl Banner	4720	2104	7.5mm kedar, all sides	Yes	Scissor
15H	Vinyl Banner	4260	1660	7.5mm kedar, all sides	Yes	Ladder
15I	Vinyl Banner	4255	1670	7.5mm kedar, all sides	Yes	Ladder
BUILDING 16 – MEAKLIM PAVILION						
16A	Vinyl Banner	3830	1920	7.5mm kedar, all sides	Yes	Scissor
16B	Vinyl Banner	3850	2150	7.5mm kedar, all sides	Yes	Scissor
16C	Vinyl Banner	12000	2230	7.5mm kedar, all sides	Yes	Scissor
16D	Vinyl Banner	12000	2255	7.5mm kedar, all sides	Yes	Boom Lift

When installing sail track banners around the Melbourne Showgrounds site please ensure that your contractor is trained and has previous experience with the installation of large banners, working from heights and using relevant plant equipment for the install and dismantle. The Melbourne Showgrounds have a preferred installer for this specific work if required. The Melbourne Showground is unable to provide spare sail track or screws for any installs, please ensure your experienced installer has spares available as needed..

Sailtrack Dimensions – All Venues

Sailtrack	Substrate	Width	Height	Finishing	Professionally installed	Equipment required
Building 15 – Federation Pavilion						
15A	Vinyl Banner	4720	2104	7.5mm kedar, all sides	Yes	Scissor
15B	Vinyl Banner	4265	1670	7.5mm kedar, all sides	Yes	Ladder
15C	Vinyl Banner	4260	1670	7.5mm kedar, all sides	Yes	Ladder
15D	Vinyl Banner	4265	1665	7.5mm kedar, all sides	Yes	Ladder
15E	Vinyl Banner	4265	1665	7.5mm kedar, all sides	Yes	Ladder
15F	Vinyl Banner	4270	1670	7.5mm kedar, all sides	Yes	Ladder
15G	Vinyl Banner	4720	2104	7.5mm kedar, all sides	Yes	Scissor
15H	Vinyl Banner	4260	1660	7.5mm kedar, all sides	Yes	Ladder
15i	Vinyl Banner	4255	1670	7.5mm kedar, all sides	Yes	Ladder
Building 16 – Meaklim Pavilion						
16A	Vinyl Banner	3830	1920	7.5mm kedar, all sides	Yes	Scissor
16B	Vinyl Banner	3850	2150	7.5mm kedar, all sides	Yes	Scissor
16C	Vinyl Banner	12000	2230	7.5mm kedar, all sides	Yes	Scissor
16D	Vinyl Banner	12000	2255	7.5mm kedar, all sides	Yes	Boom Lift
Building 18 – Nicholas Pavilion						
18A	Vinyl Banner	2825	1480	7.5mm kedar, all sides	Yes	Scissor

When installing sail track banners around the Melbourne Showgrounds site please ensure that your contractor is trained and has previous experience with the installation of large banners, working from heights and using relevant plant equipment for the install and dismantle. The Melbourne Showgrounds have a preferred installer for this specific work if required. The Melbourne Showground is unable to provide spare sail track or screws for any installs, please ensure your experienced installer has spares available as needed.

Sailtrack Dimensions – Building 1, Exhibiton Pavilion

Sailtrack	Substrate	Width	Height	Finishing	Professionally Installed	Equipment Required
1C	Vinyl Banner	4530	8560	7.5mm kedar, all sides	Yes	Boom Lift
1D	Vinyl Banner	8290	6680	7.5mm kedar, all sides	Yes	Boom Lift
1E	Vinyl Banner	7710	1820	7.5mm kedar, all sides	Yes	Scissor
1F	Vinyl Banner	7710	1820	7.5mm kedar, all sides	Yes	Scissor
1G	Vinyl Banner	10360	1820	7.5mm kedar, all sides	Yes	Scissor

When installing sail track banners around the Melbourne Showgrounds site please ensure that your contractor is trained and has previous experience with the installation of large banners, working from heights and using relevant plant equipment for the install and dismantle. The Melbourne Showgrounds have a preferred installer for this specific work if required. The Melbourne Showground is unable to provide spare sail track or screws for any installs, please ensure your experienced installer has spares available as needed.

Sailtrack Dimensions – Building 3, Victoria Pavilion

Sailtrack	Substrate	Width	Height	Finishing	Professionally Installed	Equipment Required
3A	Vinyl Banner	1640	1000	7.5mm kedar, all sides	Yes	Ladder

When installing sail track banners around the Melbourne Showgrounds site please ensure that your contractor is trained and has previous experience with the installation of large banners, working from heights and using relevant plant equipment for the install and dismantle. The Melbourne Showgrounds have a preferred installer for this specific work if required. The Melbourne Showground is unable to provide spare sail track or screws for any installs, please ensure your experienced installer has spares available as needed.

Sailtrack Dimensions – Building 4, Boulevard Pavilion

Sailtrack	Substrate	Width	Height	Finishing	Professionally Installed	Equipment Required
4A	Vinyl Banner	4510	2800	7.5mm kedar, all sides	Yes	Scissor
4B	Vinyl Banner	4510	2800	7.5mm kedar, all sides	Yes	Boom Lift
4C	Vinyl Banner	4550	1120	7.5mm kedar, all sides	Yes	Boom Lift
4D	Vinyl Banner	4550	1120	7.5mm kedar, all sides	Yes	Boom Lift
4E	Vinyl Banner	4510	2800	7.5mm kedar, all sides	Yes	Boom Lift
4F	Vinyl Banner	4510	2800	7.5mm kedar, all sides	Yes	Boom Lift

When installing sail track banners around the Melbourne Showgrounds site please ensure that your contractor is trained and has previous experience with the installation of large banners, working from heights and using relevant plant equipment for the install and dismantle. The Melbourne Showgrounds have a preferred installer for this specific work if required. The Melbourne Showground is unable to provide spare sail track or screws for any installs, please ensure your experienced installer has spares available as needed.

Sailtrack Dimensions – Building 6, Horse Sheds

Sailtrack	Substrate	Width	Height	Finishing	Professionally Installed	Equipment Required
6A	Vinyl Banner	5020	2765	7.5mm kedar, all sides	Yes	Scissor
6B	Vinyl Banner	5010	2780	7.5mm kedar, all sides	Yes	Scissor
6C	Vinyl Banner	4975	2775	7.5mm kedar, all sides	Yes	Scissor

When installing sail track banners around the Melbourne Showgrounds site please ensure that your contractor is trained and has previous experience with the installation of large banners, working from heights and using relevant plant equipment for the install and dismantle. The Melbourne Showgrounds have a preferred installer for this specific work if required. The Melbourne Showground is unable to provide spare sail track or screws for any installs, please ensure your experienced installer has spares available as needed.

Sailtrack Dimensions – Building 8, Town Square Pavilion

Sailtrack	Substrate	Width	Height	Finishing	Professionally Installed	Equipment Required
8A	Vinyl Banner	35000	860	7.5mm kedar, all sides	Yes	Boom Lift
8B	Vinyl Banner	Measurements on request		7.5mm kedar, all sides	Yes	Boom Lift
8C	Vinyl Banner	70000	860	7.5mm kedar, all sides	Yes	Boom Lift

When installing sail track banners around the Melbourne Showgrounds site please ensure that your contractor is trained and has previous experience with the installation of large banners, working from heights and using relevant plant equipment for the install and dismantle. The Melbourne Showgrounds have a preferred installer for this specific work if required. The Melbourne Showground is unable to provide spare sail track or screws for any installs, please ensure your experienced installer has spares available as needed.

Sailtrack Dimensions – Building 10, Agricultural Hall

Sailtrack	Substrate	Width	Height	Finishing	Professionally Installed	Equipment Required
10A	Vinyl Banner	4070	1425	7.5mm kedar, all sides	Yes	Boom Lift
10B	Vinyl Banner	4605	2505	7.5mm kedar, all sides	Yes	Boom Lift

When installing sail track banners around the Melbourne Showgrounds site please ensure that your contractor is trained and has previous experience with the installation of large banners, working from heights and using relevant plant equipment for the install and dismantle. The Melbourne Showgrounds have a preferred installer for this specific work if required. The Melbourne Showground is unable to provide spare sail track or screws for any installs, please ensure your experienced installer has spares available as needed.

Sailtrack Dimensions – Building 11, Woodchop Arena

Sailtrack	Substrate	Width	Height	Finishing	Professionally Installed	Equipment Required
11A	Vinyl Banner	Measurements on request		7.5mm kedar, all sides	Yes	Boom Lift
11B	Vinyl Banner	5155	975	7.5mm kedar, all sides	Yes	Boom Lift
11C	Vinyl Banner	5040	975	7.5mm kedar, all sides	Yes	Scissor
11D	Vinyl Banner	5150	990	7.5mm kedar, all sides	Yes	Boom Lift
11E	Vinyl Banner	Measurements on request		7.5mm kedar, all sides	Yes	Boom Lift

When installing sail track banners around the Melbourne Showgrounds site please ensure that your contractor is trained and has previous experience with the installation of large banners, working from heights and using relevant plant equipment for the install and dismantle. The Melbourne Showgrounds have a preferred installer for this specific work if required. The Melbourne Showground is unable to provide spare sail track or screws for any installs, please ensure your experienced installer has spares available as needed.

Sailtrack Dimensions – Building 15, Federation Pavilion

Sailtrack	Substrate	Width	Height	Finishing	Professionally Installed	Equipment Required
15A	Vinyl Banner	4720	2104	7.5mm kedar, all sides	Yes	Scissor
15B	Vinyl Banner	4265	1670	7.5mm kedar, all sides	Yes	Ladder
15C	Vinyl Banner	4260	1670	7.5mm kedar, all sides	Yes	Ladder
15D	Vinyl Banner	4265	1665	7.5mm kedar, all sides	Yes	Ladder
15E	Vinyl Banner	4265	1665	7.5mm kedar, all sides	Yes	Ladder
15F	Vinyl Banner	4270	1670	7.5mm kedar, all sides	Yes	Ladder
15G	Vinyl Banner	4720	2104	7.5mm kedar, all sides	Yes	Scissor
15H	Vinyl Banner	4260	1660	7.5mm kedar, all sides	Yes	Ladder
15I	Vinyl Banner	4255	1670	7.5mm kedar, all sides	Yes	Ladder

When installing sail track banners around the Melbourne Showgrounds site please ensure that your contractor is trained and has previous experience with the installation of large banners, working from heights and using relevant plant equipment for the install and dismantle. The Melbourne Showgrounds have a preferred installer for this specific work if required. The Melbourne Showground is unable to provide spare sail track or screws for any installs, please ensure your experienced installer has spares available as needed.

Sailtrack Dimensions – Building 16, Meaklim Pavilion

Sailtrack	Substrate	Width	Height	Finishing	Professionally Installed	Equipment Required
16A	Vinyl Banner	3830	1920	7.5mm kedar, all sides	Yes	Scissor
16B	Vinyl Banner	3850	2150	7.5mm kedar, all sides	Yes	Scissor
16C	Vinyl Banner	12000	2230	7.5mm kedar, all sides	Yes	Scissor
16D	Vinyl Banner	12000	2255	7.5mm kedar, all sides	Yes	Boom Lift

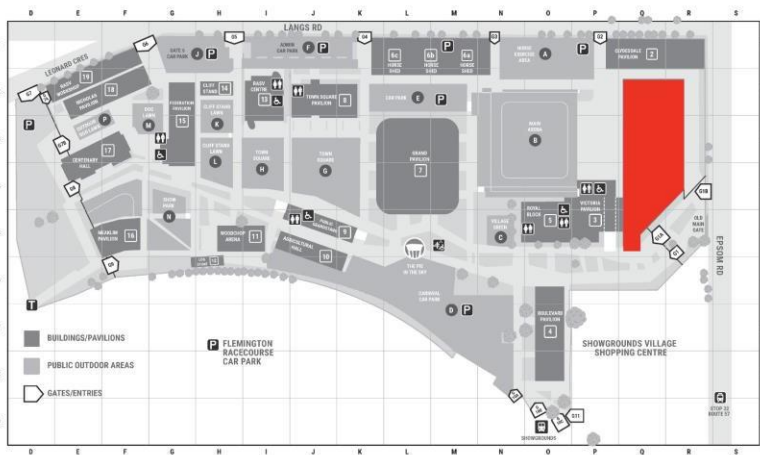
When installing sail track banners around the Melbourne Showgrounds site please ensure that your contractor is trained and has previous experience with the installation of large banners, working from heights and using relevant plant equipment for the install and dismantle. The Melbourne Showgrounds have a preferred installer for this specific work if required. The Melbourne Showground is unable to provide spare sail track or screws for any installs, please ensure your experienced installer has spares available as needed.

Sailtrack Dimensions – Building 18, Nicholas Pavilion

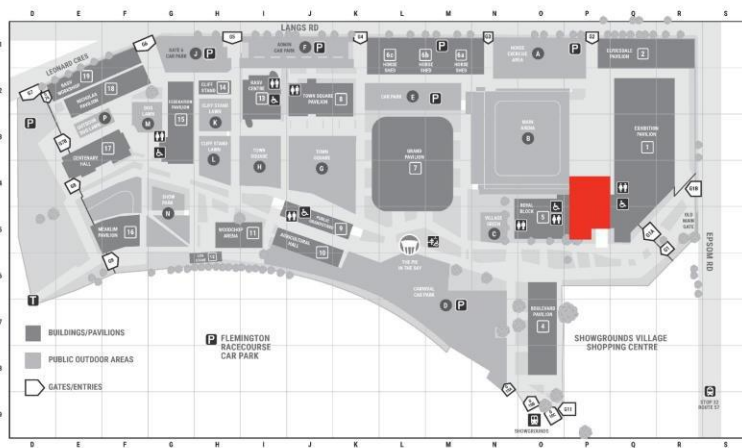
Sailtrack	Substrate	Width	Height	Finishing	Professionally Installed	Equipment Required
18A	Vinyl Banner	2825	1480	7.5mm kedar, all sides	Yes	Scissor

When installing sail track banners around the Melbourne Showgrounds site please ensure that your contractor is trained and has previous experience with the installation of large banners, working from heights and using relevant plant equipment for the install and dismantle. The Melbourne Showgrounds have a preferred installer for this specific work if required. The Melbourne Showground is unable to provide spare sail track or screws for any installs, please ensure your experienced installer has spares available as needed.

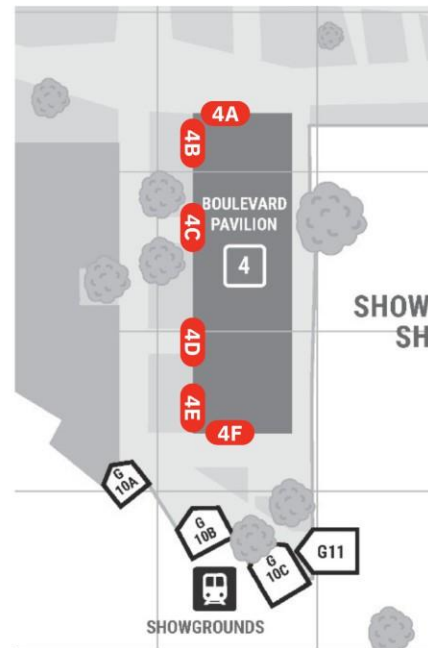
Sailtrack Locations – Building 1, Exhibition Pavilion



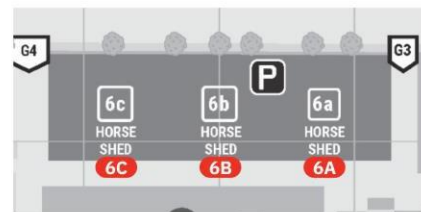
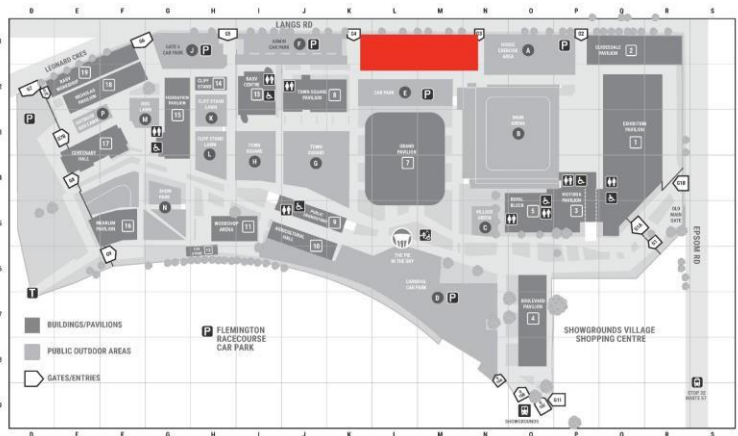
Sailtrack Locations – Building 3, Victoria Pavilion



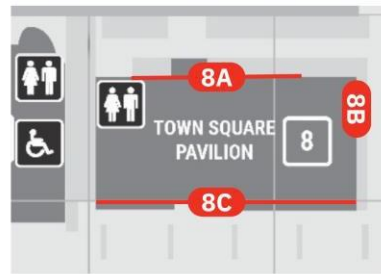
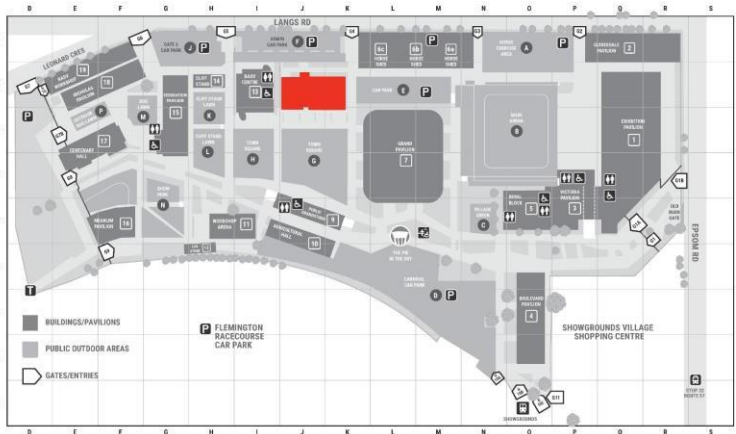
Sailtrack Locations – Building 4, Boulevard Pavilion



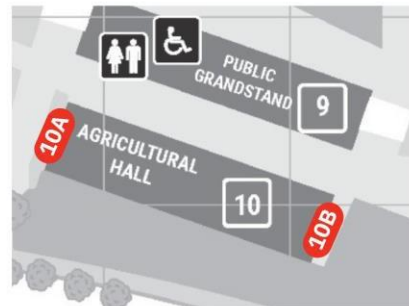
Sailtrack Locations – Building 6, Horse Sheds



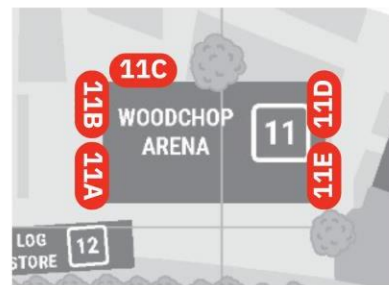
Sailtrack Locations – Building 8, Town Square Pavilion



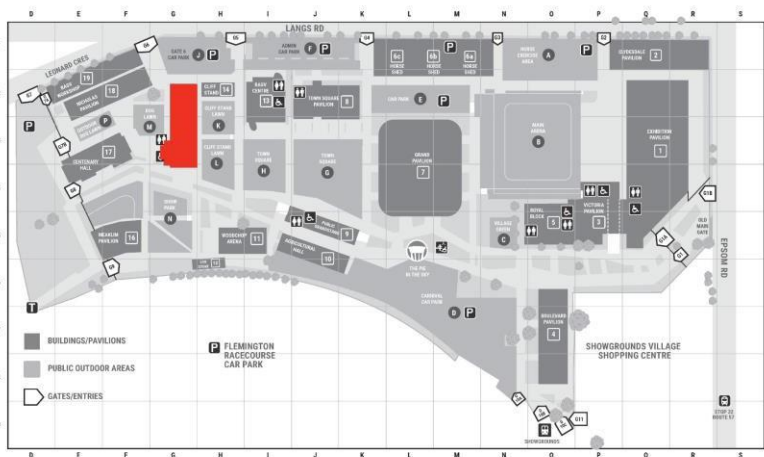
Sailtrack Locations – Building 10, Agricultural Hall



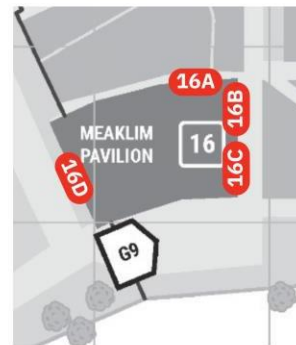
Sailtrack Locations – Building 11, Woodchop Arena



Sailtrack Locations – Building 15, Federation Pavilion



Sailtrack Locations – Building 16, Meaklim Pavilion



Sailtrack Locations – Building 18, Nicholas Pavilion

